

Approved	Checked	Designed	DEVELOPMENT SPECIFICATION				
		<i>K. Sakai</i>		Tentative P/N:LNJ312G84RA			

T Y P E	Green Light Emitting Diode						
A P P L I C A T I O N	Indicators						
M A T E R I A L	GaP						
O U T L I N E	Attached						
A B S O L U T E M A X I M U M R A T I N G S	P	*1 I _{FP}	I _{FDC}	V _R	Topr	Tstg	
	60	60	20	4	-30~+85	-40~+100	
	mW	mA	mA	V	°C	°C	
C O N D I T I O N	T _a = 25 ± 3 °C						

Test Specification

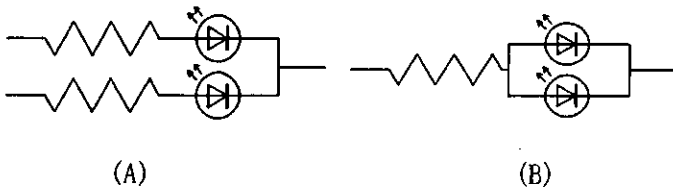
Item	Symbol	Condition	Typ.	Limit		Unit
				Min	Max	
Forward Voltage	V _F	I _F = 10 mA	2.1		2.6	V
Reverse Leakage Current	I _R	V _R = 4 V			10	μA
Luminous Intensity *2	I _O	I _F = 10 mA DC	2.1	1.1		mcđ
Peak Emission Wavelength	λ _p	I _F = 10 mA DC	560			nm
Spectral Line Half Width	Δλ	I _F = 10 mA DC	25			nm

- *1 · The Condition of I_{FP} is duty 10 %, Pulse width 1 ms
- Please contact the Panasonic local office if you design at low current (below 1 mA DC) or pulse current operation and have any questions.
- *2 Measurement Tolerance is ±20%.

NOTE

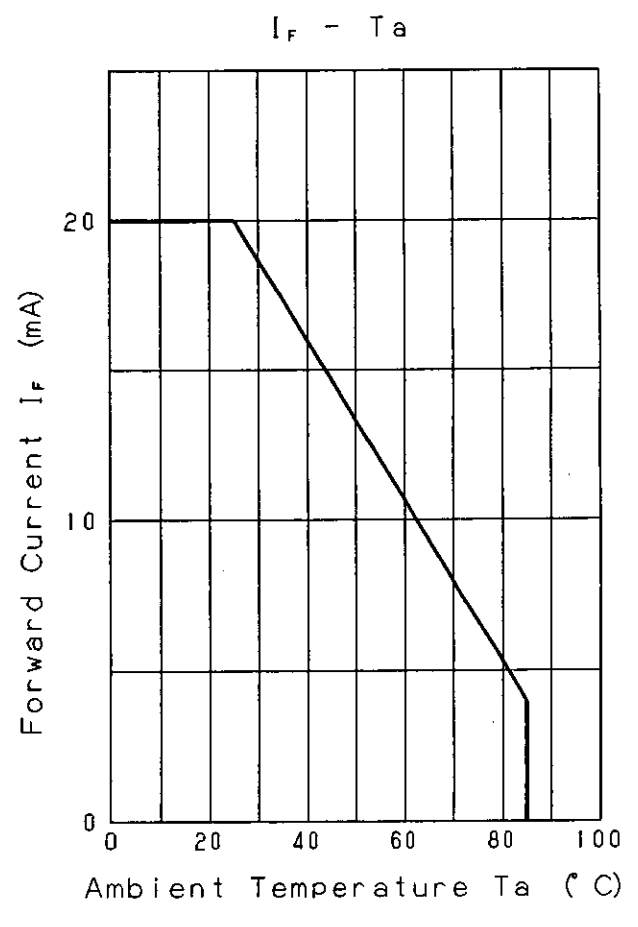
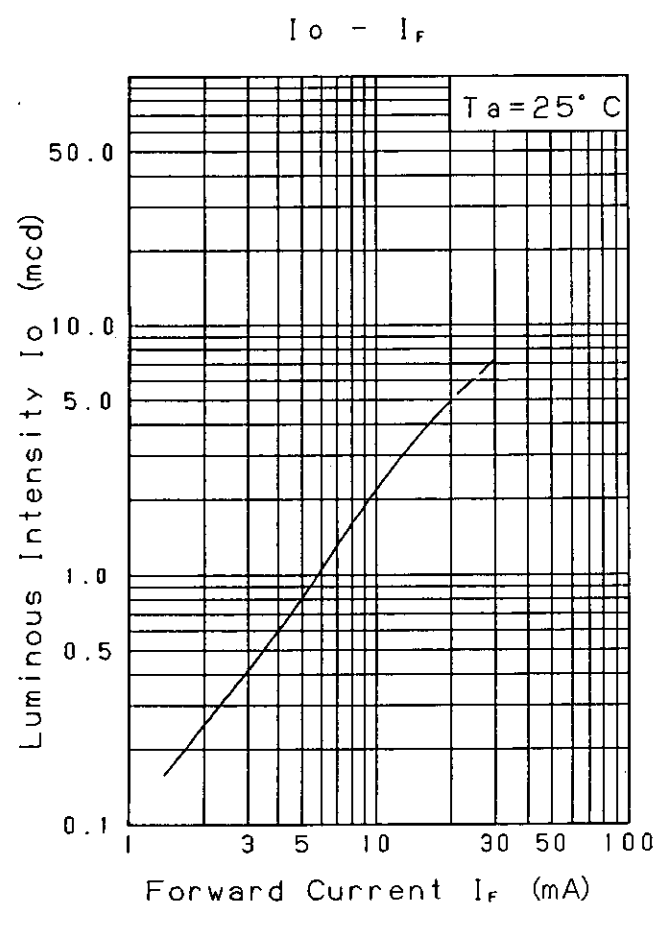
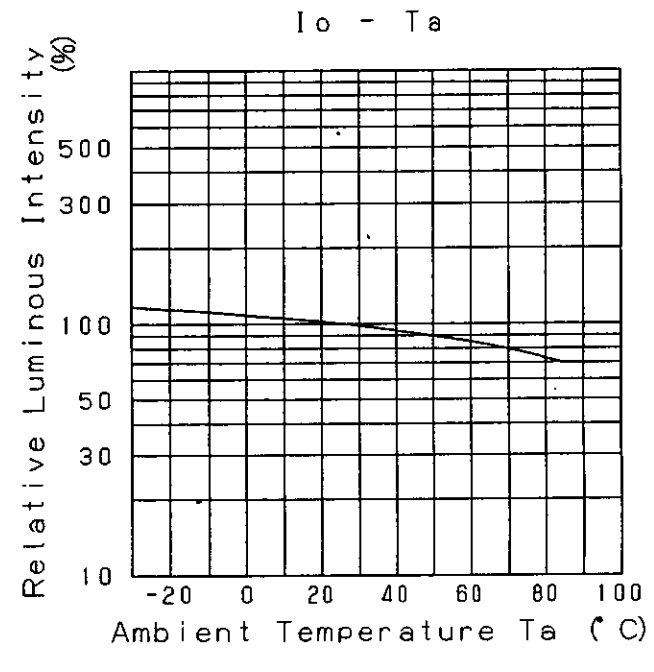
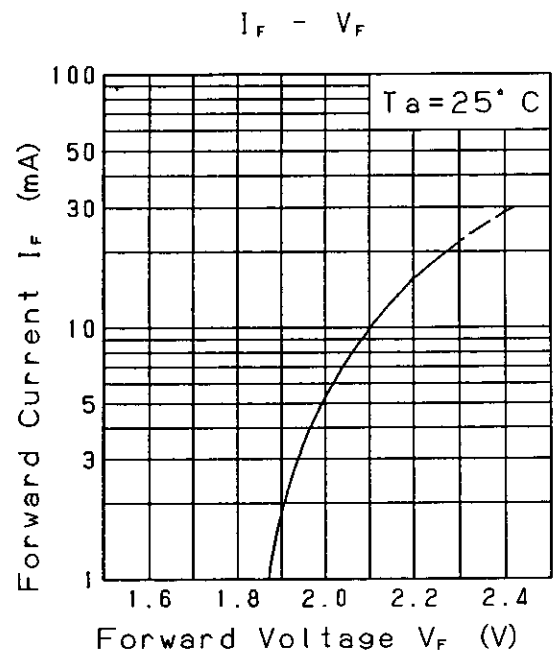
- ★1. Terminal:Plated with gold on copper base.
- ★2. Package:Light green diffusion type.
- ★3. Soldering conditions.
Refer to Handling note.
- ★4. Care should be taken that soldering is done within 7-days after opening the dry package and reel.

★5. Circuit to operate LED.



- (A) Recommended circuit.
- (B) The difference of brightness between the LED could be found due to the V_F characteristics of each LED.

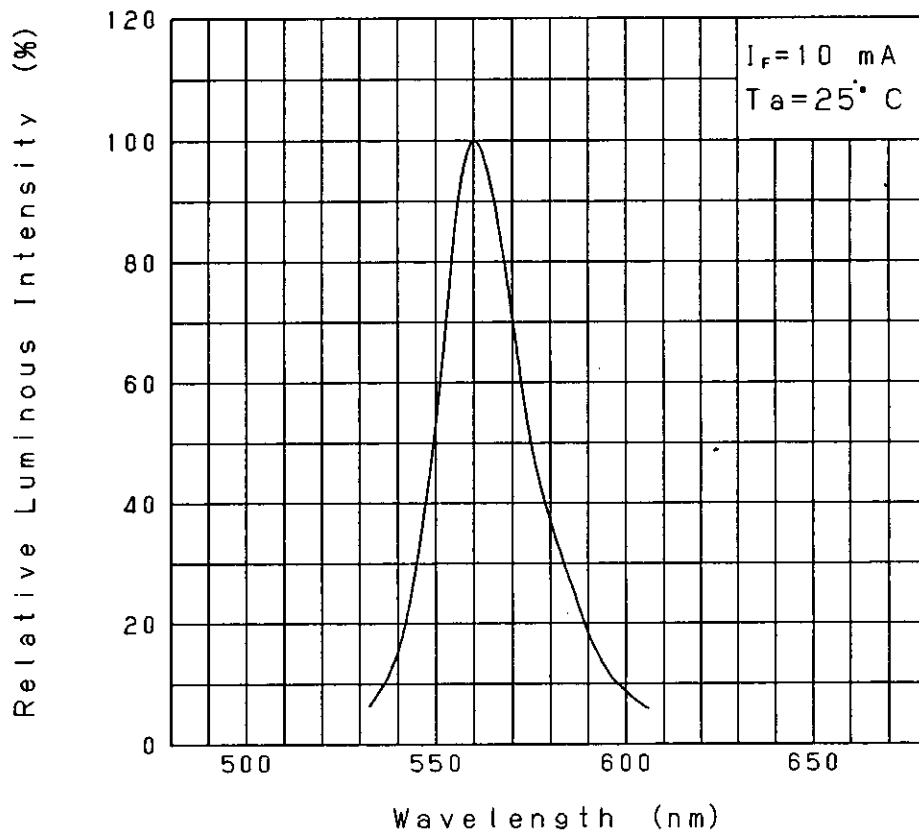
Oct. 20. 2001			



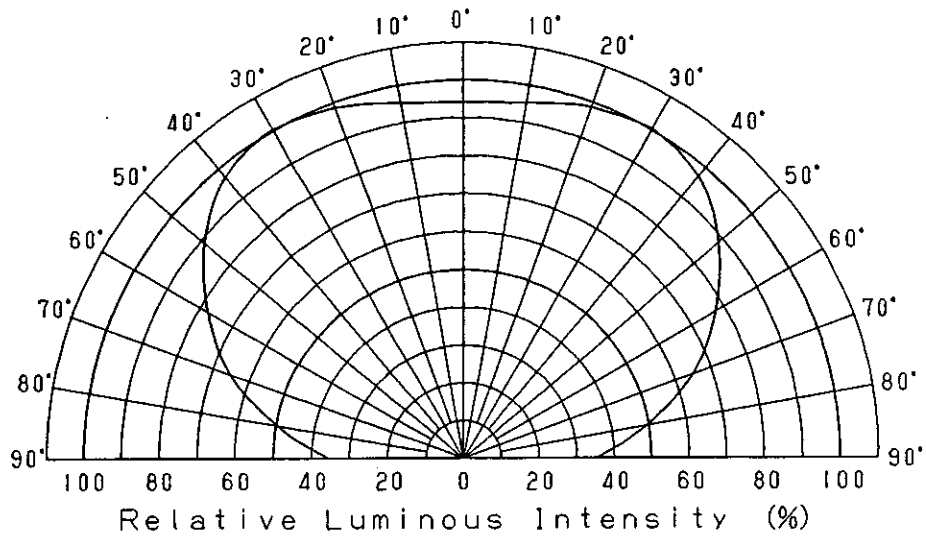
Oct. 20. 2001		
---------------	--	--

Approved	Checked	Designed <i>K. Sakurai</i>	DEVELOPMENT SPECIFICATION		
			Tentative		
			P/N:LNJ312G84RA		

Relative Luminous Intensity
Wavelength Characteristics



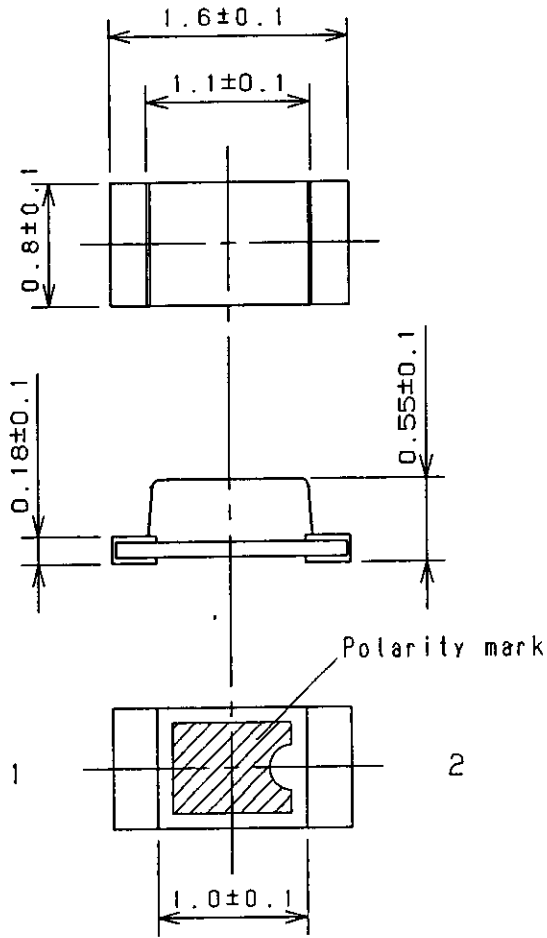
Directive Characteristics



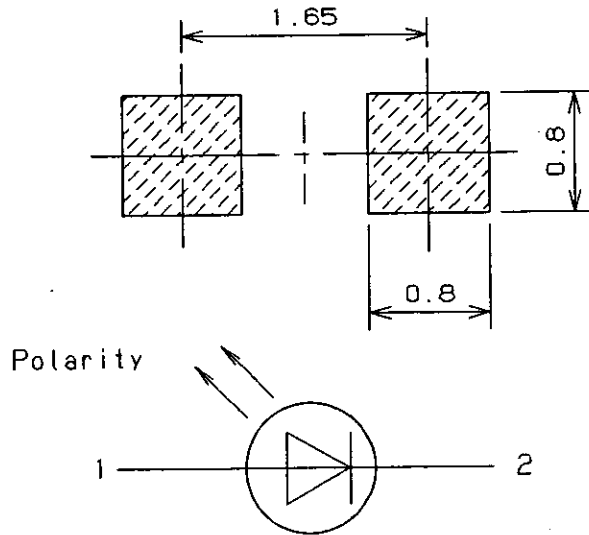
Oct.20.2001			

Approved	Checked	Designed <i>K. Sakurai</i>
----------	---------	-------------------------------

DEVELOPMENT SPECIFICATION
(O U T L I N E)
Tentative P/N:LNJ312G84RA



Recommended Land Layout



1: Anode
2: Cathode

(NOTE)

1. Measurement of the package doesn't include electrode projection.
2. Unit:mm

Oct.20.2001			
-------------	--	--	--