

Monitoring Relays

3-Phase Sequence and Phase Loss

Type DPA53



- 3-phase monitoring relay for phase sequence and phase loss
- Detects when all phases are present and have the correct sequence
- Knob-adjustable undervoltage detection
- Measures its own power supply
- Power supply range: 208 to 240 and 380 to 480 VAC ($\pm 15\%$)
- Output: 5 A SPDT relay normally energized
- For mounting on DIN-rail in accordance with DIN/EN 50 022
- 17.5 mm DIN-rail housing (DIN 43880)
- LED indication for relay and power supply ON


Product Description

3-Phase relay for detection of incorrect phase sequence and phase loss. Using the front knob it can be decided the undervoltage setpoint of the unit. Supply range from 208 to

240 VAC and 380 to 480 VAC covered by two multi-voltage relays. For mounting on DIN-rail. Housing 17.5 mm wide suitable both for back and front panel mounting.

Ordering Key

DPA 53 C M23



Type Selection

Mounting	Output	Supply: 208 to 240 VAC	Supply: 380 to 480 VAC
DIN-rail	SPDT	DPA 53 C M23	DPA 53 C M48

Input Specifications

Input L1, L2, L3		Terminals L1, L2, L3 Measures its own supply
Measuring range	M23 M48	160 to 240 VAC 320 to 480 VAC
Hysteresis	M23 M48	3% on full scale 4% on full scale

Output Specifications

Output	SPDT relay, N.E.
Rated insulation voltage	250 VAC
Contact ratings (AgSnO₂)	μ
Resistive loads	AC 1 5 A @ 250 VAC DC 12 5 A @ 24 VDC
Small inductive loads	AC 15 2.5 A @ 250 VAC DC 13 2.5 A @ 24 VDC
Mechanical life	$\geq 30 \times 10^6$ operations
Electrical life	$\geq 10^5$ operations (at 5 A, 250 V, $\cos \varphi = 1$)
Operating frequency	≤ 7200 operations/h
Dielectric strength	
Dielectric voltage	≥ 2 kVAC (rms)
Rated impulse withstand volt.	4 kV (1.2/50 μ s)

Supply Specifications

Power supply		Overvoltage cat. III (IEC 60664, IEC 60038)
Rated operational voltage through terminals:	M23 M48	L1, L2, L3 208 to 240 VAC $\pm 15\%$, 45 to 65 Hz 380 to 480 VAC $\pm 15\%$, 45 to 65 Hz
Rated operational power	M23 M48	7 VA @ 230 VAC, 50 Hz 13 VA @ 400 VAC, 50 Hz Supplied by L1 and L3

General Specifications

Reaction time		
Alarm ON delay		< 100 ms
Alarm OFF delay		< 300 ms
Accuracy		(15 min warm-up time)
Temperature drift		± 1000 ppm/ $^{\circ}$ C
Repeatability		$\pm 0.5\%$ on full scale
Indication for		
Power supply ON		LED, green
Relay ON		LED, yellow

General Specifications (cont.)

Environment	
Degree of protection	IP 20
Pollution degree	2
Operating temperature	
@ Max. voltage, 50 Hz	-20 to +60°C, R.H. < 95%
@ Max. voltage, 60 Hz	-20 to +50°C, R.H. < 95%
Storage temperature	-30 to +80°C, R.H. < 95%
Housing	
Dimensions	17.5 x 81 x 67.2 mm
Material	PA66 or Noryl
Weight	
	Approx. 75 g
Screw terminals	
Tightening torque	Max. 0.5 Nm acc. to IEC 60947
Product standard	
	EN 60947-5-1
Approvals	
	UL, CSA CCC (GB14048.5)
CE Marking	
	L.V. Directive 2006/95/EC EMC Directive 2004/108/EC
EMC	
Immunity	According to EN 61000-6-2
Emissions	According to EN 61000-6-3

Mode of Operation

DPA53 monitors its own 3-phase power supply. The relay operates when all the phases are present, the phase sequence is correct and each phase-phase voltage is above the adjusted setpoint. The relay releases when one phase-phase voltage drops below the setpoint or when the phase sequence is incorrect.

Example 1

The relay monitors that the power supply has the correct phase sequence and that all phases are present.

Example 2

The relay releases in case of interruption of one or more phases, provided that the regenerated voltage does not exceed the set voltage.

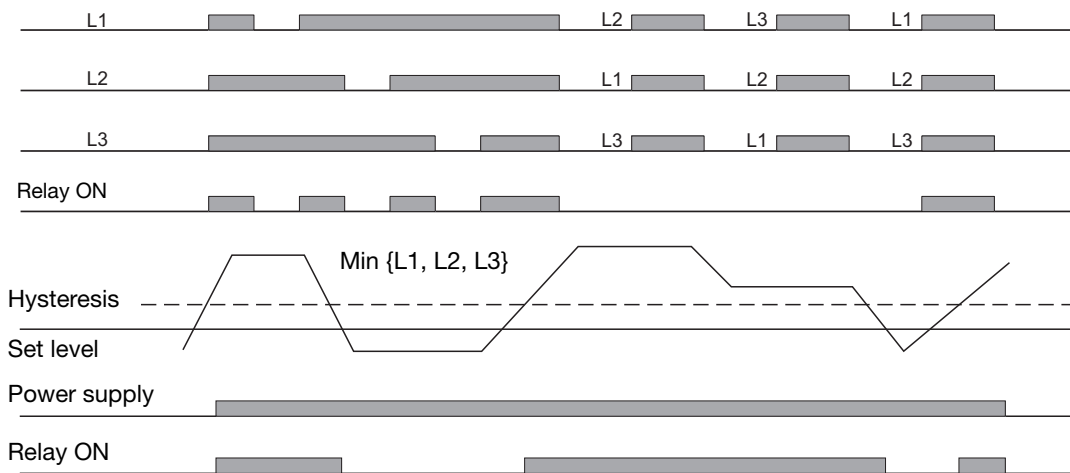
Level setting

Select the proper undervoltage level using the knob according to the phase-phase voltage and the needed sensitivity.

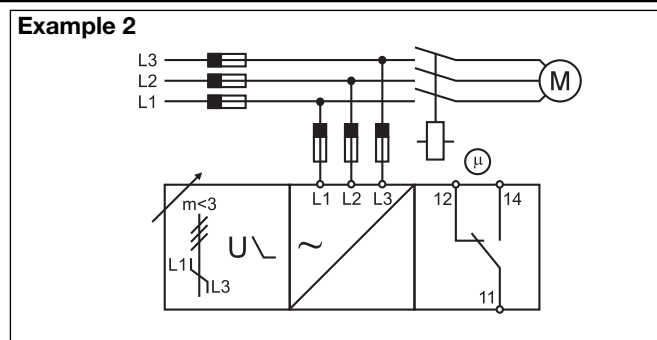
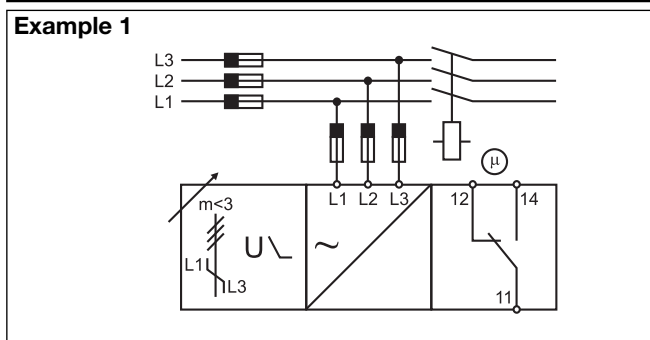
Centre knob:

Setting of under level on absolute scale.

Operation Diagrams



Wiring Diagrams



Dimensions

