

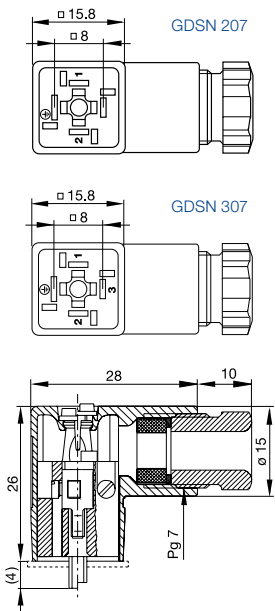
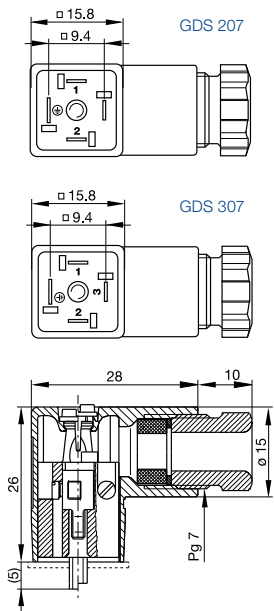
















## GDM Series Rectangular Connectors, Type C as per Standard, Field Attachable Female Connectors, DIN Standard and Industrial Standard, without Circuit

### Technical Information

Product Description		
Order Designation	GDSN X07	GDS X07
		
<b>Description</b>	Field attachable rectangular connector with central screw M2.5 x 27, standard DIN EN 175 301-803-C, without circuit	Rectangular connector, female connector field attachable, type C industrial standard (9.4 mm), without circuit, with central screw M2.5 x 27
<b>RoHS-Compliant (2011/65/EU)</b>	Yes	
<b>(Construction Type) Standard</b>	DIN EN 175 301-803	Industrial standard
<b>Approvals</b>	UR, VDE, SEV, CSA	
<b>Connectible Cables</b>	Ø 4.5 to 6 mm	
<b>Conductor Size</b>	max. 0.75 mm <sup>2</sup>	
Technical Data		
<b>No. of Pins</b>	2 + PE, 3 + PE	
<b>Ambient Temperature</b>	-40 °C to +125 °C	
<b>Housing/Grip/Screw Coupling</b>	PA 6 GF	
<b>Contact Holder</b>	PA 66	
<b>Contact</b>	CuZn, tin-plated	
Mechanical Data		
<b>Degree of Protection</b>	IP65 (only when mated with Hirschmann/Lumberg counterparts)	
<b>Terminal Type</b>	Screw	
Electrical Data		
<b>Circuit</b>	No protection circuit	
<b>Contact Resistance</b>	≤ 10 mΩ	
<b>Rated Voltage</b>	250 V AC/DC	
<b>Rated Current</b>	6 A	
<b>Pollution Degree</b>	3	
Accessories		
<b>Scope of Delivery or Accessories (incl.)</b>	Items supplied in one package: 200	
<b>Accessories to be Ordered Separately</b>	(NBR) flat gasket GDSN 307-4, Order No. 733176002 (NBR) flat gasket GDSN 307-5, Order No. 733310004	(NBR) flat gasket GDS 307-2, Order-No:730185002 (EPDM) flat gasket GDS 307-4, Order-No: 730314004
Technical Drawing		
		

# Be Certain with Belden

## Order Information

Order No.	Order Designation	No. of Pins	Circuit	Cable Gland	Rated Voltage	Rated Current	Characteristics
933137106	GDSN 207 gray	2 + PE	No protection circuit	PG7	250 V AC/DC	6 A	CSA UL  
933137100	GDSN 207 black	2 + PE	No protection circuit	PG7	250 V AC/DC	6 A	CSA UL  
933023106	GDSN 307 gray	3 + PE	No protection circuit	PG7	250 V AC/DC	6 A	CSA UL  
933023100	GDSN 307 black	3 + PE	No protection circuit	PG7	250 V AC/DC	6 A	CSA UL  
933138106	GDS 207 gray	2 + PE	No protection circuit	PG7	250 V AC/DC	6 A	CSA UL  
933138100	GDS 207 black	2 + PE	No protection circuit	PG7	250 V AC/DC	6 A	CSA UL  
933024106	GDS 307 gray	3 + PE	No protection circuit	PG7	250 V AC/DC	6 A	CSA UL  
933024100	GDS 307 black	3 + PE	No protection circuit	PG7	250 V AC/DC	6 A	CSA UL 